
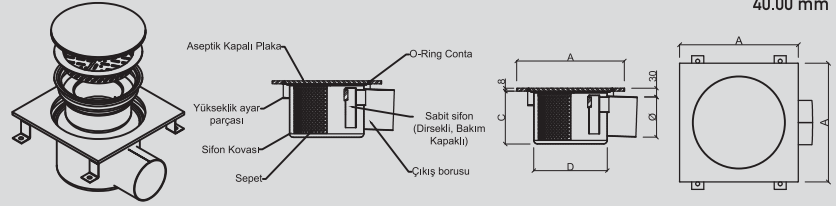


ASEPTİK YER SÜZGEÇİ ASEPTIC FLOOR DRAIN

SABİT SİFONLU / ALT YATAY ÇIKIŞLI
CONSTANT SIPHON / SIDE EXIT WITH ELBOW

Plaka Kalınlığı / Plate Thickness
5 mm / 8 mm

Koku Tutma Suyu Derinliği
Smell Holding Water Deepness
40.00 mm




A	B	C	D
295	5 8	95 145	Ø 20
220	5 8	95 115	Ø 16

ÇIKIŞ ÖLÇÜSÜ / EXIT SIZE ÜST İZGARA ALTERNATİFLERİ / TOP GRILL ALTERNATIVES

DN50 PVC Ø 50
DN58 PİK Ø 58
DN70 PVC Ø 75
DN70 PİK Ø 78
DN75 PİK Ø 83
DN100 Ø 110



Oval Tip
Oval Type



Yağmur Tip
Rain Type



Damla Tip
Bead Type

Sökülebilir sifon tercih edebilirsiniz. / You can prefer removable siphon